

2007 to 2021 2-Piece Toyota Tundra 2008 to 2021 2-Piece Toyota Sequoia Anti-Theft Plate

Installation Instructions






HARDWARE INCLUDED WITH YOUR ANTI-THEFT PLATE



Step 1

Use the small three-quarter inch tamperproof bolts with lock washer to join the fish plate, the main plate, and the extension plate together.





Step 2

Locate the positions in your frame at the crossmember points and install your tabs as shown with the threaded insert pointing up towards the sky. Insert your longer tamperproof bolts with lock washer, flat washer plate, and then rubber isolator.



Step 3

Mount the angle brackets with the other tabs and hardware into the side of the frame. Secure the plate to the bottom of the angle bracket as shown.

